


# Worthington City Schools

January 9, 2009




# Agenda




- Welcome (Again)
- Financial Overview
- Organizing Ideas from a neighbor district
- Creating a Volunteer Network
- Questions & Answers

# General Fund Reductions / Savings



- FY06 – FY08
  - Reduced 35 positions
  - Reduced program budgets
  - Cost shifting
  - \$11.4 million savings realized
- FY09 – FY12
  - Reduced 4 positions at middle school level
  - Reducing 15 positions at high school level

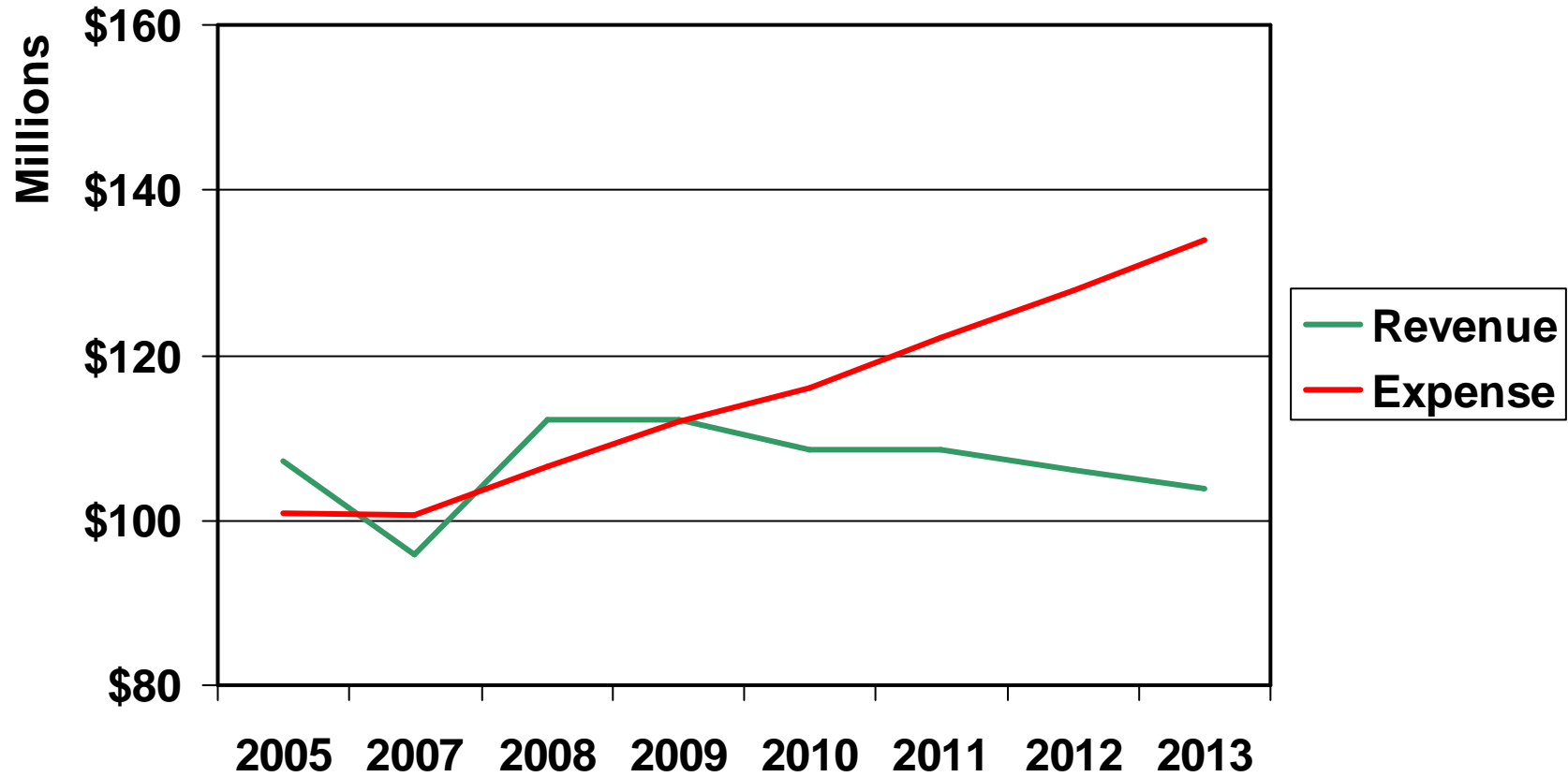


# Management Initiatives

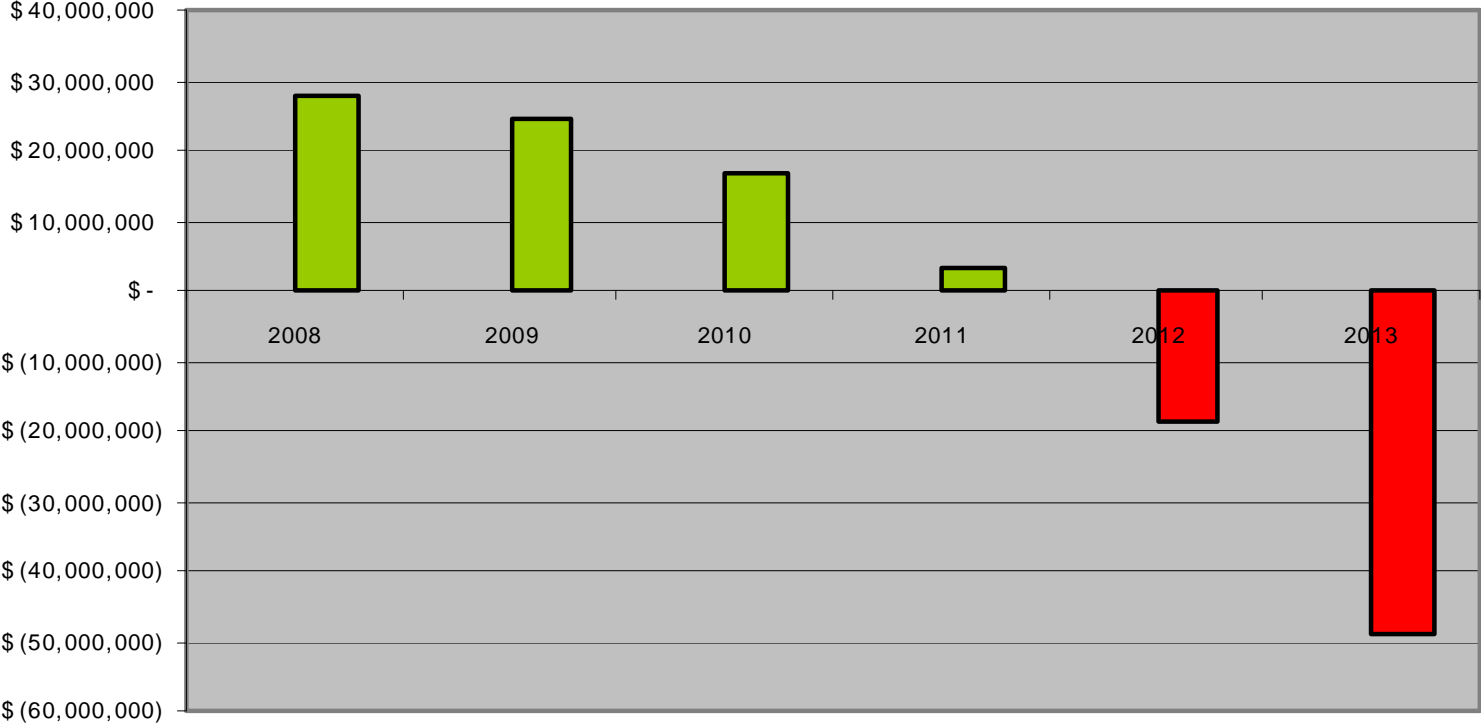

- Bond Issue
  - Transportation
  - Maintenance
  - Technology
- Compensation packages
  - Containing cost
  - Most fiscally responsible contracts in Central Ohio
- Treasurer Advisory Committee

# General Fund Revenues and Expenditures

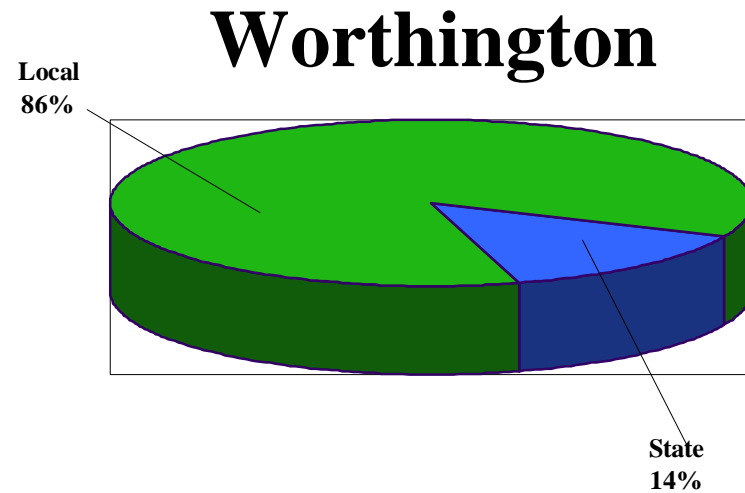
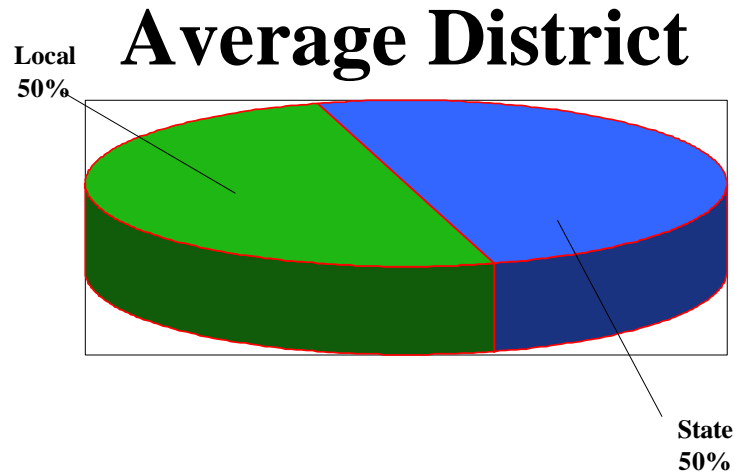

Fiscal Years 2004-2008 Actual  
Fiscal Years 2009-2013 Projected



# Worthington Schools Forecasted Ending Balances




# Support of Schools




# Worthington Schools

## Levy timing




- History of Successful Operating Levies
  - 6.85     March 2004
  - 6.29     May 2001
  - 6.40     November 1994
  - 9.70     February 1991
  - 6.60     November 1987
  - 5.50     November 1982




# Expenditures

- \$72,351,436 Salary
- \$25,109,951 Benefits
- \$ 2,507,412 Utilities
- \$ 3,204,597 Tuition
- \$ 1,254,052 Auditor/Treasurer Fees
- \$ 942,302 Debt Payments
- \$ 6,637,600 All other expenses 6%
- \$112,007,350 Total Expenses




# Economic Factors

- Federal/Global recession
  - Unemployment increase
  - Housing foreclosures
  - Governor's school funding plan
- 
- When will this turn around?



# Financial Factors

- 6.9 – 7.9 Property tax
- 3 year levy cycle
  
- Is this reasonable for the Worthington community?
- Is this sustainable for the Worthington community?



# Crucial Dates

- Property tax levy May 2009
  - January 2009 file resolution of necessity with county auditor
  - 2/19/09 File election proceedings with board of elections

# Absolute Excellence | Exponential Impact

# Worthington Schools

## STUDENT PERFORMANCE

90% pursue higher education earning millions in scholarships  
Scores on state proficiency testing in top 10% in state

## DISTRICT PERFORMANCE

Only district to earn rating of excellent 6 years in a row  
"A" for academic quality, class sizes, and breadth of programs

## TEACHER CREDENTIALS


Nearly 80% of Teachers Have Masters Degree Or More  
Average 16 years experience  
Recognized nationally for teaching excellence

## COMMUNITY IMPACT

Students perform over 55,000 hours of community service  
Community service equates to over \$1,000,000  
School facilities used for countless community activities

## FINANCIAL IMPACT

School district performance impacts property values  
Second largest employer in district with 1,195 employees



WORTHINGTON  
SCHOOLS

