

NEW VISITOR CHECK-IN PROCESS

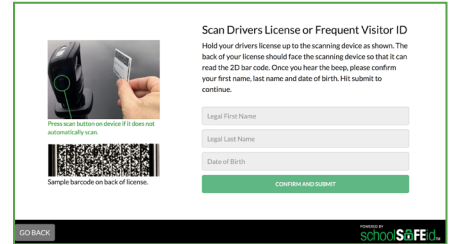
1

Select Visitor Sign-In.



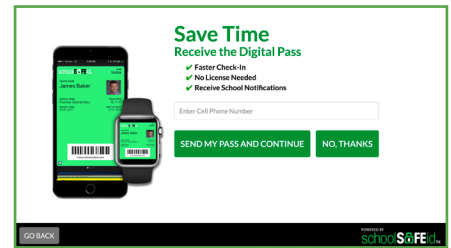
2

Scan the barcode on the back of your license. Confirm your name and date of birth.



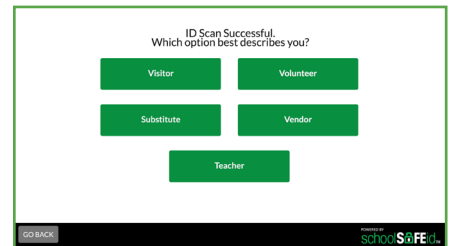
3

Enter your cell number to receive a digital pass for faster Sign-in.



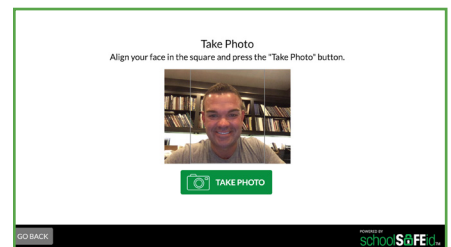
4

Once approved, choose the nature of your visit.



5

Take your photo.



6

Print your visitor pass.

