

Worthington Schools COVID Update



LEARNING MODE DECISION MAKING GUIDE

	Goal Learning Mode		
Primary Factors and Thresholds for Reaching Goal Learning Mode	GREEN ZONE Lower Risk of Transmission Full In-Person	YELLOW ZONE Moderate Risk of Transmission Hybrid	RED ZONE Higher Risk of Transmission Full Remote
Cases/100,000 people in the last two weeks (Worthington City School District Attendance Zone) via COVID-19 Analytics and Targeted Surveillance	<50	50-250	>250
5 Mitigation Strategies <ul style="list-style-type: none"> • Consistent and correct use of masks • Social distancing to 6 feet • Hand hygiene • Cleaning and disinfection • Contact tracing 	4 met	5 met	N/A

Secondary factors to be taken into consideration

- Student and Staff Absenteeism
- Effects of asymptomatic quarantine students/staff on district operations
- Percentage of PCR tests that are positive during the last 14 days
- State of Ohio County Warning levels (Yellow, Orange, Red and Purple) for Franklin and Delaware
- School clinic visits/1000 for COVID/Influenza-like symptoms (relative to historical trends)
- District level Student Achievement Data (high school, middle schools, elementary school)
- Central OH data on rates of infection and positive testing for specific age groups
- Other specific building data may indicate the need for step down at a particular building (example, an outbreak in a specific building)
- Teacher, staff, administration, parent data/feedback
- Expert opinions of county or state level public health officials

The purpose of secondary factor analysis will be to assist and further guide decision making at each two-week interval.

COVID-19 Data Surveillance Reports 1/14/21 (CATS)

Date range for rates in this table is from 2020-12-31 to 2021-01-14.

District	Two Week Rate per 100,000		
	Crude Rate	Model Estimates	
	Crude Rate	Model Estimated Rate	Model Estimated Interval
Bexley City School District	509	584	(540, 628)
Canal Winchester Local School District	1011	1057	(1007, 1106)
Columbus City School District	674	707	(688, 727)
Dublin City School District	853	865	(836, 894)
Gahanna-Jefferson City School District	823	865	(833, 898)
Grandview Heights City School District	827	837	(758, 916)
Groveport Madison Local School District	754	785	(753, 816)
Hamilton Local School District	962	1089	(1040, 1138)
Hilliard City School District	915	961	(931, 991)
Licking Heights Local School District	1116	1201	(1146, 1255)
New Albany-Plain Local School District	773	819	(780, 858)
Pickerington Local School District	1044	1080	(1044, 1116)
Reynoldsburg City School District	739	785	(745, 825)
South-Western City School District	1016	1068	(1041, 1094)
Upper Arlington City School District	847	877	(846, 908)
Westerville City School District	684	733	(709, 758)
Whitehall City School District	572	607	(564, 649)
Worthington City School District	644	688	(662, 714)

COVID-19 Data Surveillance Reports 1/21/21 (CATS)

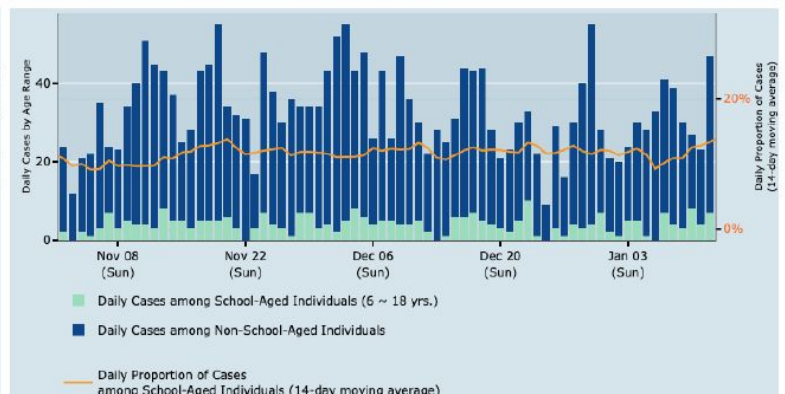
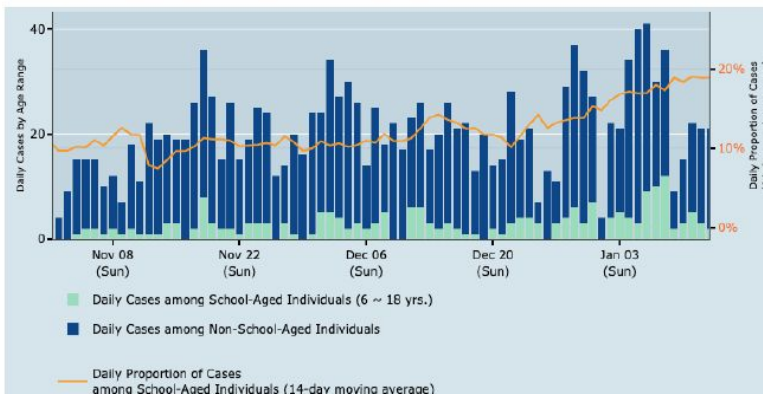
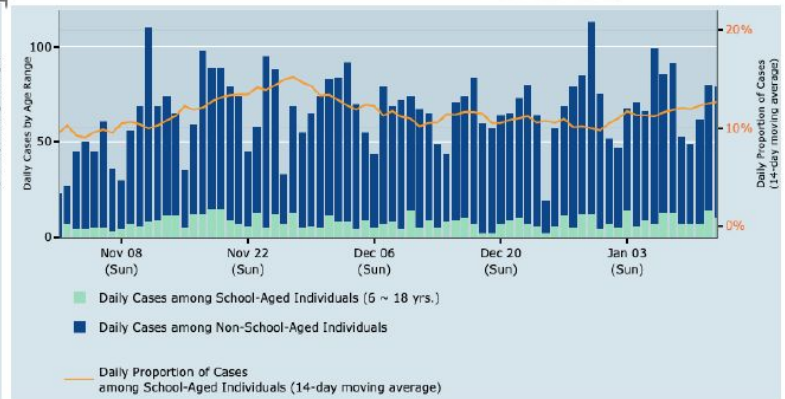
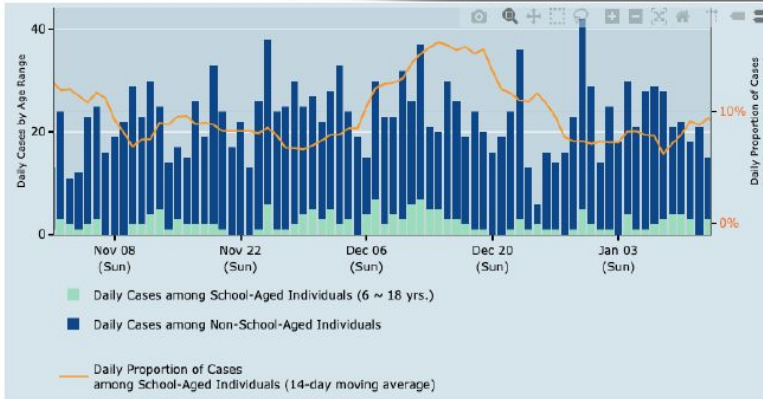
Date range for rates in this table is from 2021-01-07 to 2021-01-21.

Two Week Rate per 100,000

District	Crude Rate	Model Estimates	
	Crude Rate	Model Estimated Rate	Model Estimated Interval
Bexley City School District	494	534	(492, 576)
Canal Winchester Local School District	838	941	(891, 991)
Columbus City School District	589	628	(608, 647)
Dublin City School District	715	751	(721, 781)
Gahanna-Jefferson City School District	734	793	(759, 826)
Grandview Heights City School District	766	853	(772, 934)
Groveport Madison Local School District	669	718	(687, 749)
Hamilton Local School District	672	773	(723, 823)
Hilliard City School District	837	890	(859, 921)
Licking Heights Local School District	843	910	(858, 962)
New Albany-Plain Local School District	603	681	(642, 721)
Pickerington Local School District	859	899	(865, 934)
Reynoldsburg City School District	714	754	(714, 794)
South-Western City School District	779	818	(792, 845)
Upper Arlington City School District	690	732	(700, 763)
Westerville City School District	621	649	(624, 674)
Whitehall City School District	525	538	(500, 577)
Worthington City School District	597	625	(600, 650)

Pattern: Proportion of COVID-19 cases among school age children are at the same level as in Nov/Dec 2020 or increasing since re-opening in 2021.

Bottom line: Keep close watch on school sports, mitigation strategies within schools and student absence trends. Also, likely to see higher level of quarantine-related absences.



Worthington Schools COVID-19 Dashboard

Building	New Cases This Week: 01/18/21 - 01/24/21			Cumulative Total	Quarantine Reports Updated Daily	
	Staff Positive	Student Positive	Total Positives	Total Positives Since 8/17/20	Daily Staff Quarantine	Daily Student Quarantine
Thomas Worthington High Sc...	0	6	7	76	2	9
Worthington Kilbourne High S...	0	6	6	61	4	12
* Linworth Experiential Progra...	0	1	*	0	0	0
* Worthington Academy	0	0	*	2	0	0
Kilbourne Middle School	0	1	1	7	1	1
Mc Cord Middle School	0	1	1	27	0	8
Phoenix Middle School	0	0	0	12	0	1
Worthingway Middle School	0	0	0	25	1	3
Bluffview Elementary	0	2	2	11	0	1
Brookside Elementary	0	1	1	8	1	3
Colonial Hills Elementary	0	0	0	5	1	2
Evening Street Elementary	0	0	0	10	0	3
Granby Elementary	0	1	1	9	1	4
Liberty Elementary	1	1	2	10	2	1
Slate Hill Elementary	0	0	0	10	0	13
Wilson Hill Elementary	0	3	3	17	1	9
Worthington Estates Element...	0	0	0	8	1	4
Worthington Hills Elementary	0	0	0	9	0	4
Worthington Park Elementary	0	1	1	12	0	6
Sutter Park Elementary	1	0	1	8	0	5
Other District Buildings	1	0	1	15	0	0
Grand total	3	24	27	342	15	89

In Ohio, each child is *challenged, prepared and empowered.*

Reminder about school-based quarantining guidelines

Just a brief reminder about Ohio's new school-based quarantining guidelines. It has come to our attention that there may be some schools and districts that view the new quarantining guidance as suggesting that schools no longer need to follow masking or distancing protocols in classrooms. This interpretation is incorrect. In fact, the relative safety of the classroom setting **DEPENDS** on consistently close adherence to compliance with safety protocols. These protocols are specified in the [Ohio Department of Health: COVID-19 Health and Prevention Guidance for Ohio K-12 Schools](#).

All students and adults in classrooms should continue to wear masks and maintain social distancing. Frequent hand washing and room cleaning protocols also should be followed.

To be clear, the new quarantine guidelines for the classroom only are contingent on the other safety precautions (wearing masks, maintaining distance, hand washing) being continuously implemented.

Thank you for everything you are doing for Ohio's students.

Vaccination Update

- On January 7th Governor DeWine announced at his statewide press conference that vaccinations for school employees will begin February 1st. We believe we are still on track to begin next week.
- Worthington Schools will work with Columbus Public Health to offer vaccinations to employees. We believe it will be the Pfizer vaccine and there will be 21 days between the first and second dose.
- We believe vaccinations will occur at the State Fairgrounds Drive Thru Clinic.
- Worthington employees were surveyed and over 90% committed to get the vaccine.

SUPERINTENDENT RECOMMENDATION

Continue in-person hybrid learning
- Trent Bowers

QUESTIONS