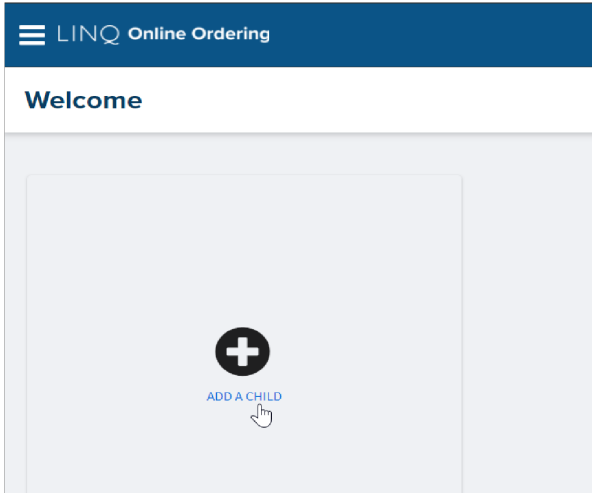


ADD A CHILD

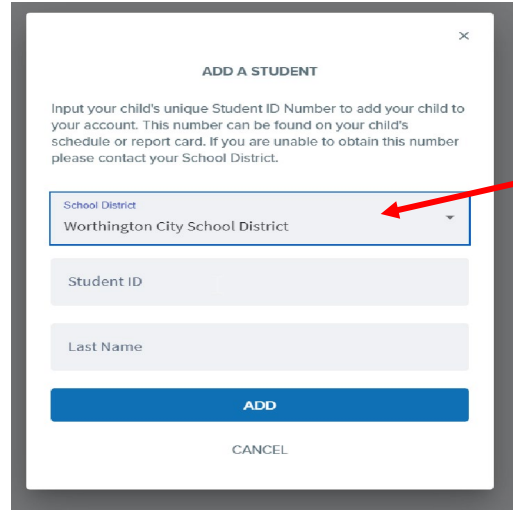
STEP #1 :

Go to bit.ly/wcslunchorder and Sign In
Select "ADD A CHILD"



STEP #2 : SELECT SCHOOL DISTRICT

Select **Worthington City School District**



STEP #3 : INPUT LUNCH ID

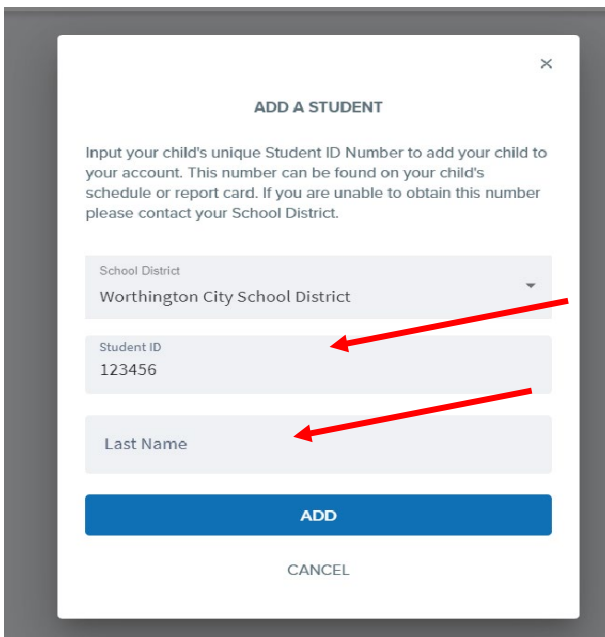
Input 6 digit student lunch ID (Lookup) →
Input student Last Name
Select **ADD**

LOOK UP STUDENT LUNCH ID

Go to bit.ly/wcsfood
Select →



Email address:
Student First Name:
Student Last Name:
Student Grade:
Student School:
SUBMIT:



LUNCH ID REQUEST

All fields below are required for a response within 24 hours

* Required