



Worthington Food Service Online Ordering

STEP 1

Go to orderonline.linq.com
OR go to bit.ly/wcslunchorder
OR just scan the QR code:



STEP 2

If you don't have an account – [follow these instructions](#)

If you have an account, but you need
to add students – [follow these instructions](#)

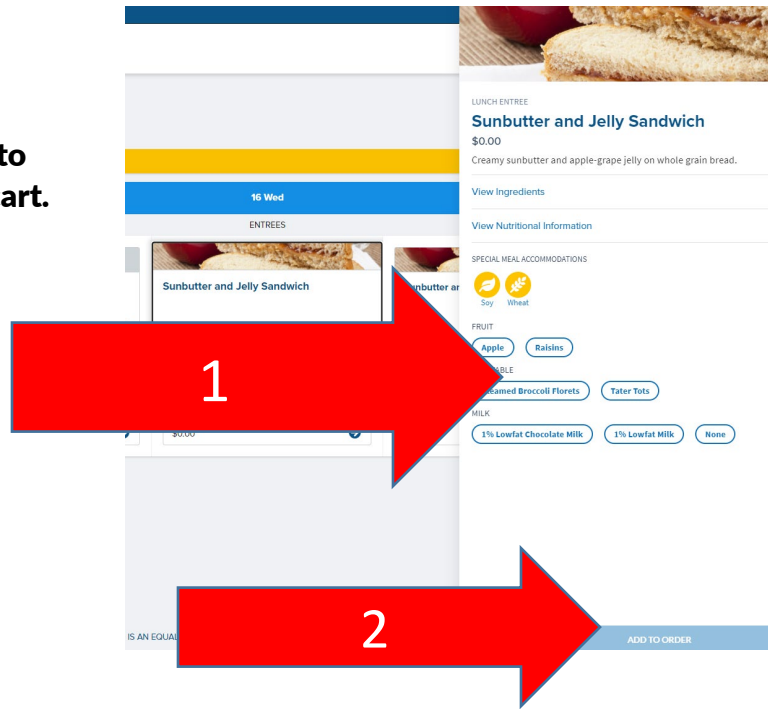
If you have an account, then login with your credentials

STEP 3

Select a day to see your meal options and
nutritional information


STEP 4

Select one option from each category to complete your meal and add it to the cart.



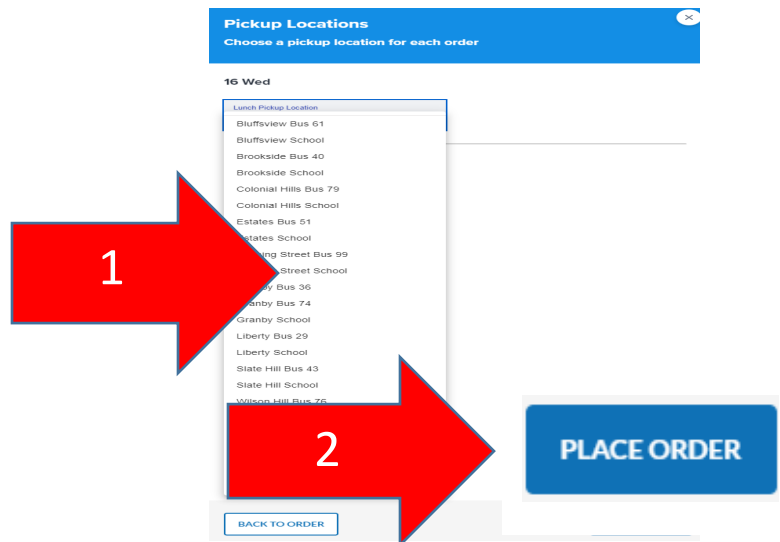
STEP 5

Once you have selected all the meals that you want to order, click the cart icon on the upper right hand side of your screen



STEP 6

Select a delivery location for each of the meals and then select PLACE ORDER



CHECK YOUR EMAIL FOR A CONFIRMATION!

